

C H O P S F R O M H E L L

GUITARMAMENT: VOLUME FOUR



RUSTY COOLEY

shred guitar manifesto

view "readme.txt" for usage information

© 2000 Rusty Cooley online @ <http://www.creativeguitar.com/rusty>

CFH online @ <http://www.chopsfromhell.com>

Copyright ©2000 Rusty Cooley. All rights reserved. No part of this CD ROM / audio CD package, including audio, interior design, cover design, text, graphics, or files may be reproduced or transmitted in any form, by any means (electronic, or otherwise) without the prior written permission of the publisher.

shred guitar manifesto

RUSTY COOLEY

DISC ONE CD ROM FEATURES:

“sgm.html” and related files - for your browser
this is the interface for all features, including “shred theater”
where you can watch rusty’s full-length instructional video
plus bonus footage of rusty tearing it up!

“sgm.pdf” - for your printer

DISC TWO AUDIO CD FEATURES:

1: “The Butcher”

2: “Hillbilly Militia”

3 - 37: The Legato Workout

38 - 60: The Licks - Arpeggios

61 - 66: The Licks - Legato

67 - 72: The Licks - Picking

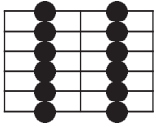
73 - 88: The Licks - Assorted Techniques

all video time locations listed for examples are approximate

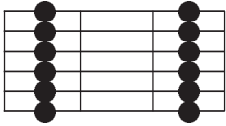
shred guitar manifesto

THE LEGATO WORKOUT

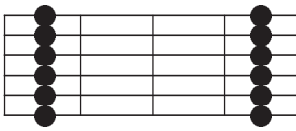
Shape 1 (video - 1:08 / CD track 6): finger combinations - 1 2, 2 3, 3 4



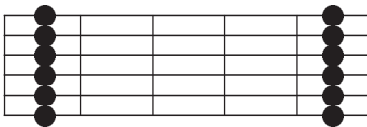
Shape 2 (video - 2:11 / CD track 7): finger combinations - 1 3, 2 4, 1 2, 2 3, 3 4



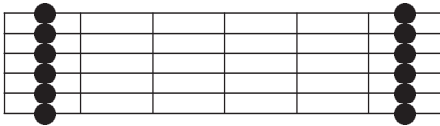
Shape 3 (video - 3:33 / CD track 8): finger combinations - 1 4, 1 3, 2 4



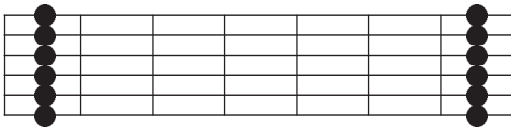
Shape 4 (video - 4:07 / CD track 9): finger combinations - 1 4



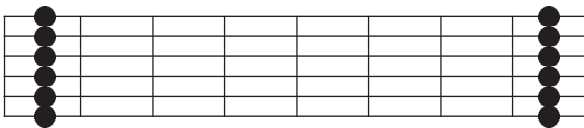
Shape 5 (video - 4:32 / CD track 10): finger combinations - 1 4



Shape 6 (video - 4:42 / CD track 11): finger combinations - 1 4



Shape 7 (video - 4:59 / CD track 12): finger combinations - 1 4



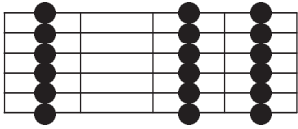
Shape 8 (video - 5:24 / CD track 13): finger combinations - 1 2 4, 1 2 3, 2 3 4



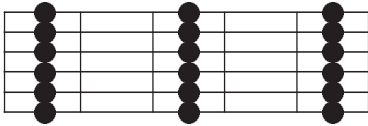
shred guitar manifesto

THE LEGATO WORKOUT

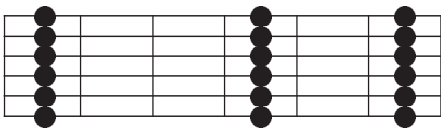
Shape 9 (video - 6:05 / CD track 14): finger combinations - 1 3 4, 1 2 3, 2 3 4



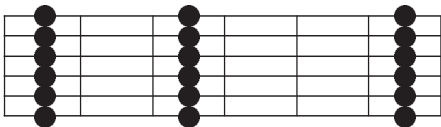
Shape 10 (video - 6:47 / CD track 15): finger combinations - 1 2 4, 1 3 4, 1 2 3, 2 3 4



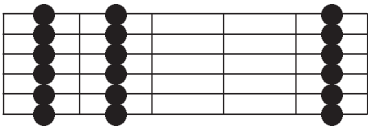
Shape 11 (video - 8:42 / CD track 16): finger combinations - 1 3 4, 1 2 3, 2 3 4



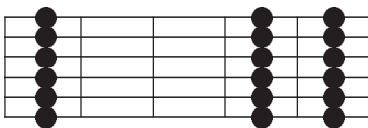
Shape 12 (video - 10:45 / CD track 17): finger combinations - 1 2 4, 1 2 3, 2 3 4



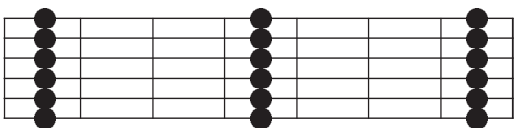
Shape 13 (video - 11:33 / CD track 18): finger combinations - 1 2 4



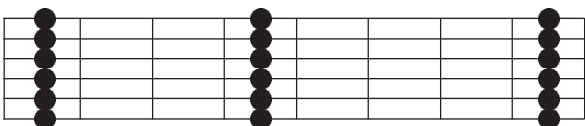
Shape 14 (video - 11:50 / CD track 19): finger combinations - 1 3 4



Shape 15 (video - 12:28 / CD track 20): diminished arpeggio - finger combinations - 1 2 4, 1 3 4, 2 3 4



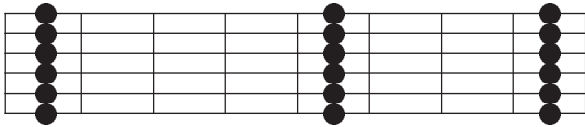
Shape 16 (video - 13:13 / CD track 21): minor arpeggio - finger combinations - 1 2 4



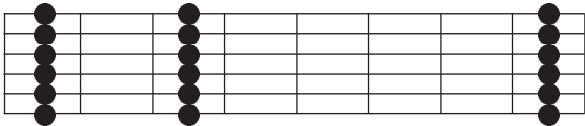
shred guitar manifesto

THE LEGATO WORKOUT

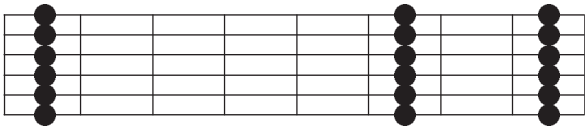
Shape 17 (video - 13:45 / CD track 22): major arpeggio - finger combinations - 1 3 4



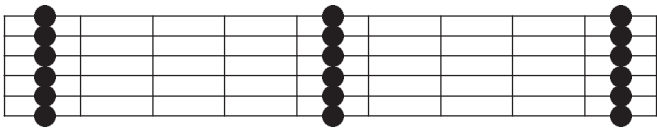
Shape 18 (video - 13:59 / CD track 23): sus2 arpeggio - finger combinations - 1 2 4



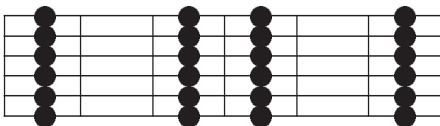
Shape 19 (video - 14:19 / CD track 24): sus4 arpeggio - finger combinations - 1 3 4



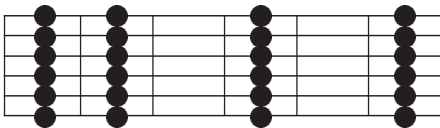
Shape 20 (video - 14:32 / CD track 25): augmented arpeggio - finger combinations - 1 2 4



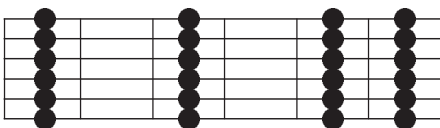
Shape 21 (video - 14:56 / CD track 26): finger combinations - 1 2 3 4



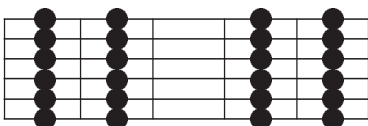
Shape 22 (video - 15:22 / CD track 27): finger combinations - 1 2 3 4



Shape 23 (video - 15:41 / CD track 28): finger combinations - 1 2 3 4



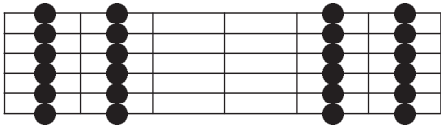
Shape 24 (video - 16:00 / CD track 29): finger combinations - 1 2 3 4



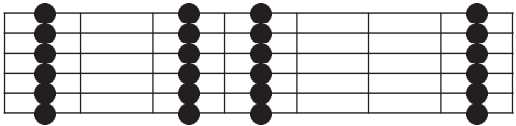
shred guitar manifesto

THE LEGATO WORKOUT

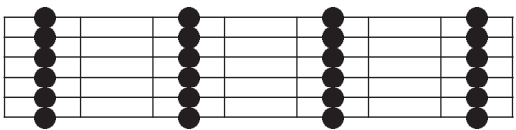
Shape 25 (video - 16:17 / CD track 30): finger combinations - 1 2 3 4



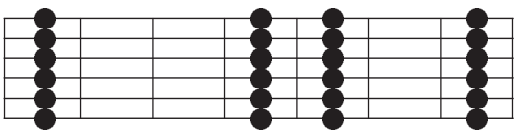
Shape 26 (video - 16:35 / CD track 31): finger combinations - 1 2 3 4



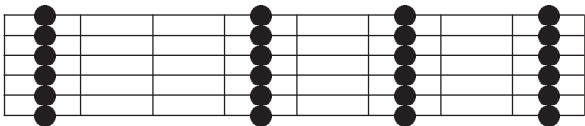
Shape 27 (video - 16:54 / CD track 32): finger combinations - 1 2 3 4



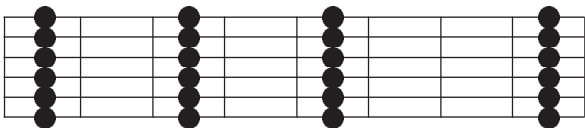
Shape 28 (video - 17:19 / CD track 33): finger combinations - 1 2 3 4



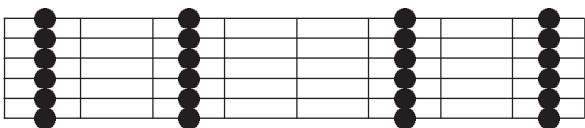
Shape 29 (video - 18:11 / CD track 34): finger combinations - 1 2 3 4



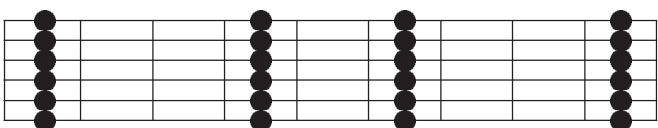
Shape 30 (video - 18:36 / CD track 35): finger combinations - 1 2 3 4



Shape 31 (video - 18:54 / CD track 36): finger combinations - 1 2 3 4



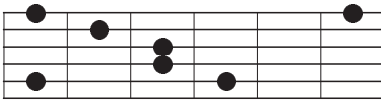
Shape 32 (video - 19:31 / CD track 37): finger combinations - 1 2 3 4



shred guitar manifesto

THE LICKS: ARPEGGIOS

Ex. 9 (video - 26:07 / CD track 47): Am arpeggio



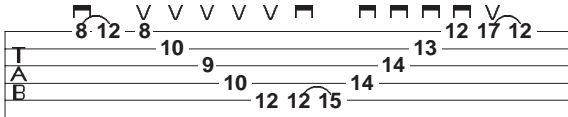
XII

Ex. 10 (video - 26:24 / CD track 48): Am arpeggio

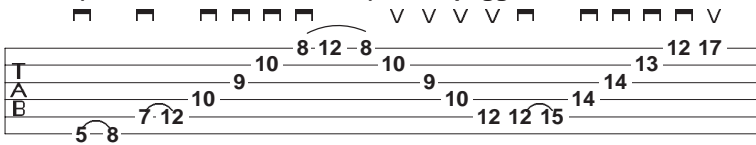


V

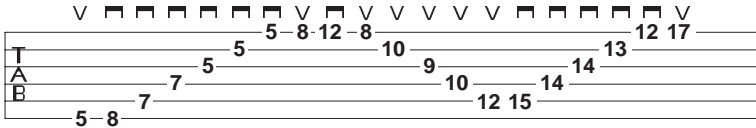
Ex. 11 (video - 26:57 / CD track 49): Am arpeggio



Ex. 12 (video - 28:07 / CD track 50): Am arpeggio




Ex. 13 (video - 28:30 / CD track 51): Am arpeggio



Ex. 14 (video - 29:07 / CD track 52): Am arpeggio



Ex. 15 (video - 29:50 / CD track 53): G Major arpeggio



III

shred guitar manifesto

THE LICKS: LEGATO

Ex. 23 (video - 32:30 / CD track 61): G Major

3-5-7 3-5-7 4-5-7-5-4-5-7-9 5-7-9 7-8-10-8-7-8-10-12 8-10-12-10-8-10-12-14-12-10-15

Ex. 24 (video - 32:58 / CD track 62): G Major

3-5-7 3-5-7-5-3-5-7-9 5-7-9-7-5-7-9-10 7-9-11-9-7-9-11-12 10-12-13-12-10-12-13-15

12-14-15-14-12-14-15-17-15-14 17-15-13-12-13-15-13-12 14-12-11-9-11-12-11-9 12-10-9-7-9-10-9-7

10-9-7-5-7-9-7-5 8-7-5-3-5-7-5-3-2-3

Ex. 25 (video - 34:06 / CD track 63): A harmonic minor multiple-element lick

8-11-12-11-8 9-8-9-10-9-8 10-9-7-6-7-9-7-6 8-7-6-3-6-7-6-3 7-5-4-5-7 5-7-8

6-7-9 7-9-10 9-10-12 10-12-13-12-10 12-10-9

Ex. 26 (video - 35:10 / CD track 64): E minor pentatonic

12-15-17 12-14-17 12-14-17 12-14-17 14-17-19 17-19-21 12-15-17 12-15-17

19-22-24 19-21-24-16-19-21 17-19-22-14-17-19 15-17-19-12

shred guitar manifesto

THE LICKS: LEGATO

Ex. 27 (video - 35:32 / CD track 65): F minor pentatonic

T
A
B

9 12 14 12 9 *sl.*
6 9 11 9 6 9 11 14 *sl.*
2 5 7 4 7 9 7 4 7 9 12 *sl.*
14 11 9 6 9 11 6 9
12 9 7 4 7 9 7 4

T
A
B

7 5 2

Ex. 28 (video - 36:17 / CD track 66): E minor pentatonic / E minor arpeggio

T2 T3 T2 T3 T2 T2 T3 T2 T3 T2 T2 T3 T2

T
A
B

15 17 20 22 20 17 15 17 15 19 22 24 22 19 15 *sl.*
12 14 17 19 17 14 12 14 17 19 21 *sl.*
12 15 17 19 *sl.*
17 16 17 19 14 15 12

shred guitar manifesto

THE LICKS: ASSORTED TECHNIQUES

Ex. 35 (video - 40:30 / CD track 73): add2 arpeggios / E Mixolydian

Ex. 36 (video - 41:04 / CD track 74): G Major prog / Major add2, minor add4

Ex. 37 (video - 41:28 / CD track 75): 4 note per string D minor lick. Use all 4 fingers on your fret hand. Alternate pick or legato.
etc.

□ v □ v □ v

Ex. 38 (video - 42:01 / CD track 76): E minor line combining 3 and 4 note per string ideas.

shred guitar manifesto

THE LICKS: ASSORTED TECHNIQUES

Ex. 39 (video - 42:46 / CD track 77): G Major

□
V □ V
□
V □ V
□
V □ V

<p>T —————</p> <p>A —————</p> <p>B — 10 12 14 — 12 — 10 14 12 10 12 14 16</p>	<p>T —————</p> <p>A —————</p> <p>B — 10 12 14 — 14 — 11 14 12 11 12 14 16</p>	<p>T —————</p> <p>A —————</p> <p>B — 11 12 14 — 13 — 12 15 13 12 13 15 17</p>
---	---	---

<p>T — 12 13 15 — 14 — 12 15 14 12 14 15 17</p> <p>A —————</p> <p>B —————</p>	<p>T — 12 13 15 17 —————</p> <p>A —————</p> <p>B ————— 11 12 14 16 ————— 10 12 14 16 ————— 10</p>
---	---

Ex. 40 (video - 43:08 / CD track 78): A minor

<p>T —————</p> <p>A —————</p> <p>B — 5 7 8 10 —————</p>	<p>T —————</p> <p>A —————</p> <p>B — 5 7 9 10 9 7 5 7 9 10 12</p>	<p>T —————</p> <p>A —————</p> <p>B — 8 10 12 13 12 10 8 10 12 13 15 ————— 12 13 15 17 15 13 12</p>
---	---	--

<p>T — 15 13 12 10 — 8 10 12 13 12 10 — 8</p> <p>A —————</p> <p>B ————— 12 10 9 7 5 7 9 10 9 7 5</p>	<p>T —————</p> <p>A —————</p> <p>B ————— 10 8 7 5</p>
--	---

Ex. 41 (video - 43:31 / CD track 79): A minor

<p>T —————</p> <p>A —————</p> <p>B — 5 7 8 10 —————</p>	<p>T —————</p> <p>A —————</p> <p>B — 5 7 9 10 9 7 5 7 9 10 12 10 9 7 ————— 12 10 8 7 8 10 12</p>	<p>T —————</p> <p>A —————</p> <p>B — 7 9 10 12 ————— 8 10 12 13 12 10 8 10 12</p>
---	--	---

<p>T — 13 15 13 12 10 —————</p> <p>A —————</p> <p>B — 14 12 10 9 10 12 14</p>	<p>T — 10 12 13 15 —————</p> <p>A —————</p> <p>B —————</p>	<p>T — 12 13 15 17 15 13 12 13 15 17 19 17 15 13 —————</p> <p>A —————</p> <p>B ————— 17 16 14 12 14 16 17 19</p>
---	--	--

<p>T — 17 16 14 —————</p> <p>A —————</p> <p>B — 19 17 15 14 12</p>	<p>T —————</p> <p>A —————</p> <p>B —————</p>	<p>T —————</p> <p>A —————</p> <p>B —————</p>
--	--	--

Ex. 42 (video - 44:01 / CD track 80): A minor

<p>T —————</p> <p>A —————</p> <p>B — 12 14 15 17 —————</p>	<p>T —————</p> <p>A —————</p> <p>B — 12 14 16 17 14 16 17 19 ————— 14 16 17 19 —————</p>	<p>T —————</p> <p>A —————</p> <p>B — 15 17 19 20 17 19 20 22 ————— 16 17 19 21 17 19 21 22</p>
--	--	--

<p>T —————</p> <p>A —————</p> <p>B — 17 19 20 22 19 20 22 24 ————— 19</p>	<p>T —————</p> <p>A —————</p> <p>B ————— 17</p>	<p>T —————</p> <p>A —————</p> <p>B —————</p>
---	---	--

shred guitar manifesto

THE LICKS: ASSORTED TECHNIQUES

Ex. 43 (video - 44:32 / CD track 81): E minor

T2 T3 T2

T2 T3

T2 T3 T2

T2 T3

T2 T3

T																																								
A																																								
B	7	9	10	12	14	15	14	12	10	9	7	9	10	12	14	15	9	10	12	14	16	17	16	14	12	10	9	10	12	14	16	17	11	12	14	16	17	19	16	14

T2 T3

T2 T3 T2

T2 T3

T2 T3 T2

T2 T3

T																																							
A																																							
B	12	11	12	14	16	17	19	13	15	17	19	20	22	20	19	17	15	13	15	17	19	20	22	15	17	19	20	22	24	22	20	19	17	15	17	19	20	22	24

Ex. 44 (video - 45:05 / CD track 82): A minor

T2 T3 T2

T2 T3 T2

T2 T3 T2

T2 T3 T2

T2 T3 T2

T2 T3 T2

T2 T3 T2

T	20 22 20 19 17		20 22 20 18 17		19 21 19 17 16		17 19 17 16 14									
A																
B									17 19 17 15 14		15 17 15 14 12				15 17 15 14 12	

T2 T3 T2

T2 T3 T2

T2 T3 T2

T2 T3 T2

T2 T3 T2

T2 T3 T2

T2 T3 T2

T															
A															
B	15 17 15 14 12		15 17 15 14 12		17 19 17 15 14		17 19 17 16 14		19 21 19 17 16		20 22 20 18 17		20 22 20 19 17		

Ex. 45 (video - 45:30 / CD track 83): D minor

etc.

v v v v v v v v

T	22 20 18 17 18 20 22		17 18 20 22 20 18 17		20 18 17 15 17 18 20		14 15 17 19 17 15 14		17 15 14 12 14 15 17	
A										
B										

T																																
A																																
B	12	14	15	17	15	14	12	10	12	14	15	10	12	13	15	13	12	10	13	12	10	8	10	12	13	8	10	12	13	12	10	8

T															
A															
B	10														

Ex. 46 (video - 45:51 / CD track 84): D minor

T2 T3

T2 T3

T2 T3 T2

T3 T2

T																											
A																											
B	10	12	13	15	12	13	15	17	19	21	13	15	17	18	20	22	20	18	17	15	13	21	19	17	15	14	12

T3 T2

T															
A															
B	20	19	17	15	13	12	15	13	12	10					

shred guitar manifesto

THE LICKS: ASSORTED TECHNIQUES

Ex. 47 (video - 46:28 / CD track 85): A minor pentatonic

Ex. 48 (video - 46:45 / CD track 86): A Major pentatonic / F# minor pentatonic

Ex. 49 (video - 47:08 / CD track 87): G Mixolydian

Ex. 50 (video - 47:28 / CD track 88): G Mixolydian